

CLASSIC™ COLLECTION

# PREMIUM

series



America's Favorite Garage Doors®



*Model 9200, Short Elegant Panel with Optional Colonial 509 Window Design*



[clopay.com](http://clopay.com)

# intellicore®

## insulation technology

Premium Series garage doors featuring Intellicore® insulation technology represent the ultimate smart choice for homeowners. Clopay's Intellicore is a proprietary polyurethane foam that is injected into our Premium Series doors, expanding to fill the entire structure. The result is a door with incredible strength and durability. Its dense insulation also produces a quieter door, while its industry-leading R-values (up to 18.4) provide year-round comfort and improved energy efficiency.



### WARMER

Energy efficiency provides year-round comfort



### QUIETER

Dense insulation reduces noise by up to 16 decibels



### STRONGER

Enhanced strength resists everyday wear and tear

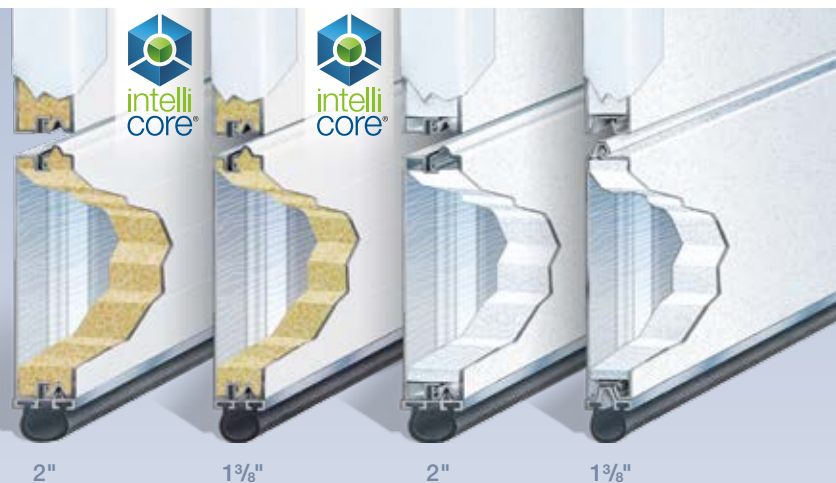
# PREMIUM series

Improve your home's appearance and energy efficiency with a Clopay Premium Series insulated garage door. Available with Intellicore® polyurethane or polystyrene insulation in 2" or 1-3/8" thicknesses, Premium Series models offer exceptional insulating R-values, strength and security, as well as quiet operation and a beautiful appearance. Choose from three panel styles, multiple color options and a wide range of decorative window options to create a door that fits your budget and enhances your home's curb appeal.

## 3-LAYER CONSTRUCTION

2" or 1-3/8" insulation provides comfort, energy efficiency and superior R-values in every season.

- Weathertight tongue-and-groove section joints help seal out wind, rain and snow.
- Replaceable bottom weatherseal in a rust-proof aluminum retainer helps prevent elements from entering garage.
- Patented Safe-T-Bracket® helps prevent serious injury that could occur if the bottom bracket were removed with the garage door closed and under tension.
- Nylon rollers are smooth and quiet.
- Galvanized steel hinges attached to backup plates are durable, reliable and secure.
- Prepainted white end stiles and interior steel backing create a clean, finished appearance.
- Inside/outside step plates and grip handles make doors easy and safe to operate.

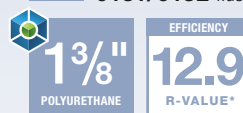


### Polyurethane Models

**27 GAUGE STEEL** 9200 short panel  
9203 long panel  
9201/9202 flush panel



**27 GAUGE STEEL** 9130 short panel  
9133 long panel  
9131/9132 flush panel

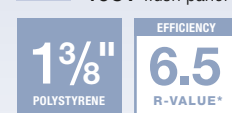


### Polystyrene Models

**27 GAUGE STEEL** 4300 short panel  
4310 long panel  
4301 flush panel



**26 GAUGE STEEL** 4050 short panel  
4053 long panel  
4051 flush panel



\*Calculated door section R-value is in accordance with DASMA TDS-163.





*Model 9203, Long Elegant Panel with  
Optional Charleston 608 Window Design*

## DETAIL



Deep panel edging and natural embossed woodgrain texture improve appearance close-up and from the curb.

## STYLE




### **Elegant Short**

Complements homes with traditional styling. Models 9200, 9130, 4300 and 4050.



### **Elegant Long**

Ideal for ranch style homes. Models 9203, 9133, 4310 and 4053.




### **Flush**

Perfect for contemporary and some transitional style homes. Models 9201, 9202, 9131, 9132, 4301 and 4051.


*Doors range from 6' to 16' high and 6'2" to 20' wide. Consult your Clopay Dealer for size options.  
WINDCODE® Doors are available to meet most regional wind load requirements.  
Consult your local dealer for specific information.*



## COLORS



White



Almond



Desert Tan



Sandtone



Bronze\*



Chocolate



Hunter Green†



Gray†

*Due to the printing process, colors may vary.*

*\*Available only on Models 4050, 4051 and 4053.*

*† Not available on Models 9132 and 9202.*

- Exterior steel on standard color doors has a natural woodgrain texture.
- Doors can be painted to match the home's exterior using a high-quality latex exterior paint. Do not use oil-based paint.

*Model 4050,  
Short Elegant Panel  
with Optional  
Trillian Window Design;  
Shown in Almond*







*Model 9130, Short Elegant Panel with Optional Trenton® Window Design; Shown in Ultra-Grain® Cherry Finish*

## ULTRA-GRAIN® PAINT OPTION



Medium Finish



Cherry Finish

*Due to the printing process, colors may vary.*

*Not available on Models 4050, 4053 or any flush panel door.*

- Painted steel surface simulates a real stained door without the need of staining and the ongoing maintenance of wood.
- Woodgrain runs horizontal on stiles and vertical on panels for an authentic, natural look.
- Available in Medium or Cherry finishes that complement Clopay Entry Doors, shutters and other exterior stained wood products.
- Exterior steel surface on an Ultra-Grain® painted door has a stucco texture to create a more natural woodgrain appearance.




*Model 4300, Short Elegant Panel with Optional Orleans Wrought Iron Window Design; Shown in Ultra-Grain® Cherry Finish*





Model 4050, Short Elegant Panel  
with Optional Colonial 509 Window Design

## RUST-PREVENTION SYSTEM



Steel skins are protected through a tough, layered coating system, including a hot-dipped galvanized layer, a protective metal oxide pretreatment and a baked-on primer and top coat.

## GREATER ENERGY EFFICIENCY



Thermal break\* separates the interior from the exterior skin to improve energy efficiency and comfort.

\*Thermal break is not present on Models 4050, 4051 and 4053.

## WARRANTIES

PAINT SYSTEM  
**LIMITED  
LIFE  
WARRANTY**

WINDOWS  
**LIMITED  
10YR  
WARRANTY**

HARDWARE  
**LIMITED  
3YR  
WARRANTY**

## A FOCUS ON *green*



Clopay is committed to designing, manufacturing and distributing garage doors that enhance the beauty, safety and value of your home while minimizing the impact on the environment.

The Premium Series helps conserve natural resources by providing a durable, reliable, low-maintenance, energy efficient door with environmentally safe insulation. Steel doors and hardware are impervious to moisture and will not rot, warp, crack or fade, and the steel used in Clopay's doors is made from over 75% recycled content. All Clopay doors are made in the U.S., minimizing shipping, damage and handling. For more details on Clopay's green practices, visit our website at [clopaydoor.com/cgreen.aspx](http://clopaydoor.com/cgreen.aspx)

# Windows

Inspired by current architectural trends, our windows add natural light to your garage while adding curb appeal to your home. All Clopay window frames are UV-protected and are color matched to our prefinished door colors. Window frames screw in from the inside for easy glass replacement or to change designs.

## DECORATIVE WINDOWS

Available in short or long panel designs, Clopay's decorative windows are created to complement many home styles.

Available  
on These  
Models

9200 4300  
9201 4301  
9130 4050  
9131 4051

### Wrought Iron Series (Acrylic) Short Panel Windows



Tuscany



Orleans

### Leaded Series (Glass) Short Panel Windows



Ashford® Carlisle® Kristin®



Roselle® Trenton®

### Brilliance® Series (Glass) Short Panel Windows



Solitaire Marquise Trillian

### Palladian™ Series (Glass) Short Panel Windows



Palladian™



Palladian™ with Grilles


Available  
on These  
Models

9200\* 4300\*  
9201 4301  
9203 4310  
9130\* 4050\*  
9131 4051  
9133 4053

### Wrought Iron Series (Acrylic) Long and Flush Panel Windows




Tuscany




Orleans


### Leaded Series (Glass) Long and Flush Panel Windows



Ashford® Carlisle®



Kristin® Roselle®



Trenton®

### Brilliance® Series (Glass) Long and Flush Panel Windows



Solitaire Marquise



Trillian

### Palladian™ Series (Glass) Long Panel Windows



Palladian™



Palladian™ with Grilles

*Palladian™ Series windows are available only on 2" thick doors. Palladian™ Series windows not available on Ultra-Grain® doors.*

## DECORATIVE INSERT SERIES WINDOWS

UV-protected cellular plastic insert designs snap into either the inside or outside of the window frame for easy cleaning or to change designs. Windows are offered in single strength, double strength, acrylic, obscure or insulated glass.

Available  
on These  
Models

9200 4300  
9201 4301  
9130 4050  
9131 4051

### Short Panel Windows



Plain Window<sup>†</sup> Cathedral 507 Charleston 508 Colonial 509 Prairie 510

Sunset 501<sup>‡</sup> (8', 9', 12', 16', 17', 18' widths only)

Sunset 502<sup>‡</sup> (7', 7'6", 12' widths only)



Sunset 503<sup>‡</sup> (8', 9', 16', 17', 18' widths only)



Sunset 504<sup>‡</sup> (14', 15', 15'6" widths only)



Sunset 505<sup>‡</sup> (16', 17', 18' widths only)



Sunset 506<sup>‡</sup> (10', 20' widths only)

Available  
on These  
Models

9200\* 4300\*  
9201 4301  
9203 4310  
9130\* 4050\*  
9131 4051  
9133 4053

### Long and Flush Panel Windows



Plain Window<sup>†</sup> Cathedral 607

Charleston 608

Stockton 612

Prairie 610

Madison 611

Madison Arch 613



Sunset 601<sup>‡</sup>



Sunset 603<sup>‡</sup>



Sunset 605<sup>‡</sup>

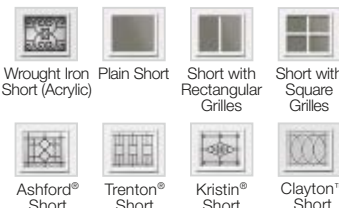
## ARCHITECTURAL SERIES WINDOWS

These windows are from Clopay's Architectural series, featuring a larger viewing area and available on select models and heights.

Available  
on These  
Models

9200\* 9130\*  
9201 9131  
9202 9132  
9203 9133

### Short Panel Windows



Wrought Iron Short (Acrylic)

Plain Short

Short with Rectangular Grilles

Short with Square Grilles

Ashford® Short

Trenton® Short

Kristin® Short

Clayton™ Short

### Long and Flush Panel Windows



Wrought Iron Long (Acrylic)

Wrought Iron ARCH (Acrylic)

Plain Long

Long with Rectangular Grilles

Long with Square Grilles

ARCH1 Plain

ARCH1 with Vertical Grilles

ARCH1 with Grilles

ARCH2 Plain

ARCH2 with Vertical Grilles

ARCH2 with Grilles

Ashford® Long

Trenton® Long

Kristin® Long

Clayton™ Long

\*Panel emboss may not align on long window with short panels. Some size limitations apply.

<sup>†</sup> Shown with clear glass. Acrylic and obscure glass optional.

<sup>‡</sup> Sunset windows not available on Ultra-Grain® doors.



Visit [clopay.com](http://clopay.com) or call 1-800-2CLOPAY (800-225-6729) for more information on Clopay, America's Favorite Garage Doors. Follow us on [Facebook](#) [Twitter](#) [YouTube](#) [Blogger](#) [Instagram](#) [LinkedIn](#) [Pinterest](#) [Snapchat](#) [TikTok](#) [WhatsApp](#) [Telegram](#) [Signal](#) [Zapier](#) [IFTTT](#) [RSS](#) [Email](#) [Print](#) [Share](#) [More](#) [MADE IN USA](#)